

## Understanding the mechanism of stable phosphorus ylides derived from maleimide: a kinetic study

M. Zakarianezhad<sup>1</sup>, S. M. Habibi-Khorassani<sup>2\*</sup>, M. T. Maghsoodlou<sup>2</sup>,  
B. Makiabadi<sup>3</sup> and H. Ghasempour<sup>4</sup>

<sup>1</sup>Department of Chemistry, Payam Noor University, Tehran, I.R of Iran

<sup>2</sup>Department of Chemistry, The University of Sistan and Baluchestan, P. O. Box 98135-674, Zahedan, Iran

<sup>3</sup>Department of Chemical Engineering, Sirjan University of Technology, Sirjan, Iran

<sup>4</sup>Department of Chemistry, Bardsir Branch, Islamic Azad University, Bardsir, Iran

E-mail: [habibi\\_khorassani@yahoo.com](mailto:habibi_khorassani@yahoo.com)

### Abstract

Kinetic studies were made of the reactions between triphenylphosphine 1, dialkyl acetylenedicarboxylates 2 in the presence of NH-acid, such as maleimid (as a protic/nucleophilic reagent) 3. To determine the kinetic parameters of the reactions, they were monitored by UV spectrophotometry. The second order fits were automatically drawn and the values of the second order rate constant ( $k_2$ ) were automatically calculated using standard equations within the program. All reactions were repeated at different temperature range, the dependence of the second order rate constant ( $\ln k_2$ ) and ( $\ln k_2/T$ ) on reciprocal temperature was in a good agreement with Arrhenius and Eyring equations. This provided the relevant plots to calculate the activation parameters ( $E_a$ ,  $\Delta H^\ddagger$ ,  $\Delta S^\ddagger$  and  $\Delta G^\ddagger$ ) of all reactions. Furthermore, useful information was obtained from studies of the effect of solvent, structure of reactants (dialkyl acetylenedicarboxylates) and also concentration of reactants on the reaction rates. The proposed mechanism was confirmed according to the obtained results and steady state approximation, and the first and third steps ( $k_2$ ,  $k_3$ ) of all reactions were recognized as rate determining and fast steps, respectively on the basis of experimental data.

**Keywords:** Stable phosphorus ylides; dialkyl acetylenedicarboxylates; NH-acid; heterocyclic compounds; kinetic studies

### 1. Introduction

The synthesis of phosphorus ylides is important in organic chemistry because of its applications in the synthesis of organic products [1-13], especially synthesis of naturally occurring products with biological and pharmacological activity [14-35]. These are most often obtained in excellent yields from the 1:1:1 addition reaction between triphenylphosphine, dialkyl acetylenedicarboxylates, in the presence of CH, SH, NH or OH-acid. Phosphorus ylides are usually prepared by deprotonation of phosphonium salts which can be prepared most often by the reaction of triphenylphosphine and an alkyl halide [1-3]. In recent years a three component method has been developed for the synthesis of organophosphorus compounds using a novel approach employing vinylphosphonium salts [16-20]. This method is suitable for the preparation of 1, 4-diionic organophosphorus compounds [21-22]. A facile synthesis of the reaction between triphenylphosphine 1, dialkyl acetylenedicarboxylate 2 and maleimide 3 (as a NH-acid) has been reported earlier [36] but the kinetic studies of this reaction have not yet been investigated. In order to gain further insight into the reaction mechanism,

a kinetic study of the reaction between triphenylphosphine 1, dialkyl acetylenedicarboxylates 2 and maleimide 3 as NH-acid was undertaken by the UV spectrophotometer technique. On the basis of the well established chemistry of trivalent phosphorus nucleophiles [1-3], it is reasonable to assume that phosphorus ylide 4 (4a, 4b or 4c) results from the initial addition of triphenylphosphine to the acetylenic ester 2 (2a, 2b or 2c) (rate constant  $k_2$ ) and subsequent protonation of the 1:1 adduct by the NH-acid 3 (rate constant  $k_3$ ) to form phosphoranes 4 (rate constant  $k_4$ ). To gain further insight into the reaction mechanism between triphenylphosphine 1, dialkyl acetylenedicarboxylates 2 and maleimide 3 (as a NH- heterocyclic compound) for generation of phosphorus ylids 4a-c (Fig. 1), a kinetic study of the reactions was undertaken by UV spectrophotometric technique.

### 2. Experimental

#### 2.1. Chemicals and apparatus used

Dialkyl acetylenedicarboxylates, triphenylphosphine and maleimide were purchased from Fluka (Buchs, Switzerland) and used without further purifications.

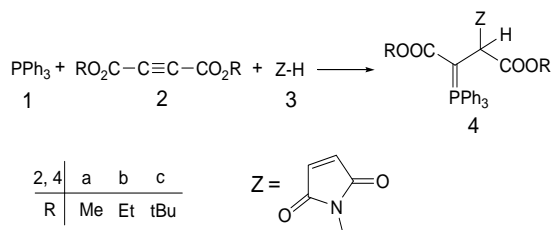
\*Corresponding author

Received: 3 March 2012 / Accepted: 28 May 2012

All extra pure solvents including the 1,4-dioxan and ethyl acetate were also obtained from Merck (Darmstadt, Germany). A Cary UV/Vis spectrophotometer model Bio-300 with a 10 mm light-path quartz spectrophotometer cell was employed throughout the current work.

## 2.2. Method

To find the appropriate wavelength to follow the kinetic study of the reaction, in the first experiment, a  $3 \times 10^{-3}$  M solution of compounds 1, 2c and 3 was prepared in 1,4-dioxan as solvent. The relevant spectra of each compound were recorded over the wavelength range 190-400 nm. Figs. 2, 3 and 4 show the ultraviolet spectra of compounds 1, 2c and 3 respectively. In a second experiment, a 1mL aliquot from the  $3 \times 10^{-3}$  M solutions of each compound of 1 and 3 was pipetted first into a quartz spectrophotometer cell (as there is no reaction between them), later 1mL aliquot of the  $3 \times 10^{-3}$  M solution of reactant 2c was added to the mixture and the reaction monitored by recording scans of the entire spectra every 10 min over the whole reaction time at ambient temperature. The ultraviolet spectra shown in Fig. 5 are typical.

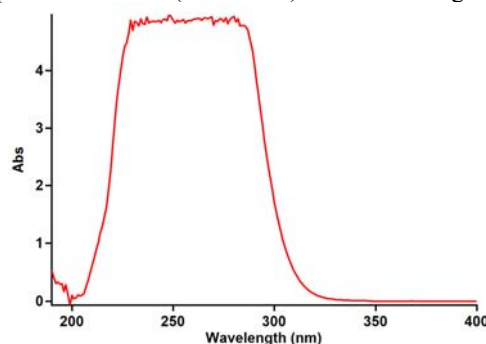


**Fig. 1.** The reaction between triphenylphosphine 1, dialkyl acetylenedicarboxylate 2 (2a, 2b or 2c) and maleimide 3 for generation of stable phosphorus ylides 4 (4a, 4b or 4c)

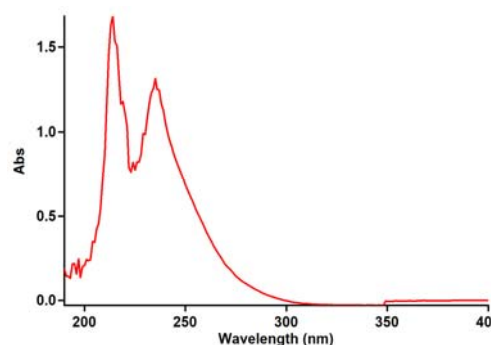
From this, the appropriate wavelength was found to be 300 nm (corresponding mainly to triphenylphosphine 1). Since at this wavelength compounds 4, 2c and 3 have relatively no absorbance value, this provided the opportunity to fully investigate the kinetics of the reaction between triphenylphosphine 1, di-*tert*-butyl acetylenedicarboxylate 2c and maleimide 3.

The reaction kinetics was followed by plotting UV absorbance against time 12.0°C. Figure 6 shows the absorbance change (dotted line) versus time for the 1:1:1 addition reaction between compounds 1, 2c and 3 at 12.0°C. The infinity absorbance ( $A_\infty$ ), which is the absorbance at reaction completion, can be obtained from Fig. 6 at  $t = 253$  min. With respect to this value, zero, first or second curve fitting could be drawn automatically for the reaction by the software [37] associated with the UV instrument. Using the original experimental absorbance versus time data provided a second-order fit curve (solid line) that fits exactly the

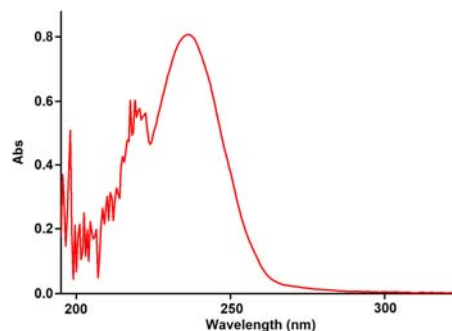
experimental curve (dotted line) as shown in Fig. 7.



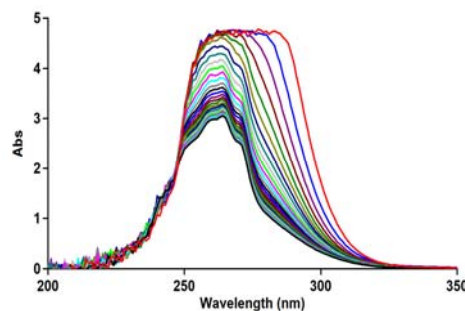
**Fig. 2.** The UV spectrum of  $10^{-3}$  M triphenylphosphine 1 in 1, 4-dioxan



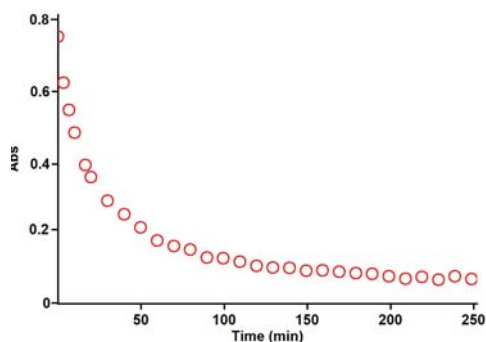
**Fig. 3.** The UV spectrum of  $10^{-3}$  M di-*tert*-butyl acetylenedicarboxylate 2c in 1, 4-dioxan



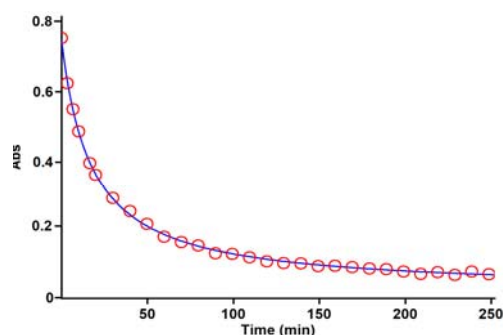
**Fig. 4.** The UV spectrum of  $10^{-3}$  M maleimide 3 in 1, 4-dioxan



**Fig. 5.** The UV spectra of the reaction between 1, 2c and 3 with a  $10^{-3}$  M concentration of each compound as the reaction proceeds in 1, 4-dioxan



**Fig. 6.** The experimental absorbance changes (dotted line) against time at 300 nm for the reaction between compounds 1, 2c and 3 at 12.0 °C in 1, 4-dioxan



**Fig. 7.** Second order fit curve (solid line) accompanied by the original experimental curve (dotted line) for the reaction between compounds 1, 2c and 3 at 300 nm and 12.0°C in 1, 4-dioxan

Thus, the reaction between triphenylphosphine 1, di-*tert*-butyl acetylenedicarboxylate 2c and 3 follows second-order kinetics. The second-order rate constant ( $k_2$ ) is then automatically calculated using a standard equation within the program at 12.0°C and is reported in Table 1. Furthermore, kinetic studies were carried out using the same concentration of each reactant in the continuation of experiments with concentrations of  $5 \times 10^{-3}$  M, and  $7 \times 10^{-3}$  M respectively. As expected, the second-order rate constant was independent of concentration and its value was the same as in the previous experiment. In addition, the overall order of reaction was also 2.

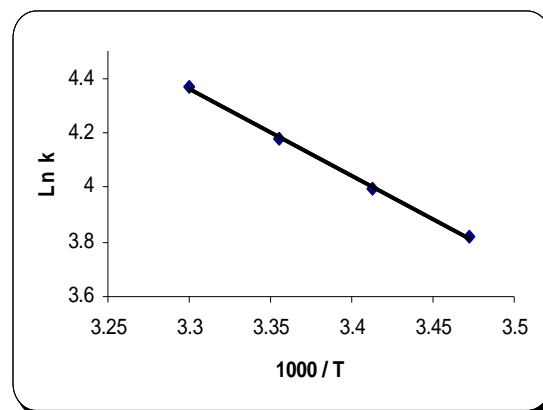
**Table 1.** Values of overall second order rate constant for all reactions (1, 2c and 3), (1, 2b and 3) and (1, 2a and 3) in the presence of solvents such as 1, 4-dioxan and ethyl acetate, respectively, at all temperatures investigated

Reaction	Solvent	$k_2, M^{-1}.min^{-1}$			
		12.0°C	17.0°C	22.0°C	27.0°C
1, 2c and 3	1,4-dioxan	45.5	54.4	65.3	79.1
	ethyl acetate	76.3	89.7	111.2	134.0
1, 2b and 3	1,4-dioxan	375.7	420.3	478.4	555.3
	ethyl acetate	543.2	601.0	671.3	763.5
1, 2a and 3	1,4-dioxan	480.1	524.4	589.8	661.7
	ethyl acetate	513.2	565.1	630.4	713.3

### 3. Results and discussion

#### 3.1. Effect of solvent and temperature

To determine the effect of change in temperature and solvent environment on the rate of reaction, a decision was made to perform various experiments at different temperatures and solvent polarities but otherwise under the same conditions as for the previous experiment. For this purpose, ethyl acetate with 6 dielectric constant was chosen as a suitable solvent since it not only could dissolve all compounds, but also did not react with them. The results show that the rate of reaction in each case was increased at higher temperatures. In addition, the rate of reaction between 1, 2c and 3 was accelerated in a higher dielectric constant environment (ethyl acetate) in comparison with a lower dielectric constant environment (1,4-dioxan) at all temperatures investigated. In the temperature range studied, the dependence of the second-order rate constant ( $\ln k_2$ ) of the reactions on reciprocal temperature is consistent with the Arrhenius equation, giving activation energy of reaction from the slope of Fig. 8.



**Fig. 8.** Dependence of second order rate constant ( $\ln k_2$ ) on reciprocal temperature for the reaction between compounds 1, 2c and 3 measured at wavelength 300 nm in 1,4-dioxan

#### 3.2. Effect of concentration

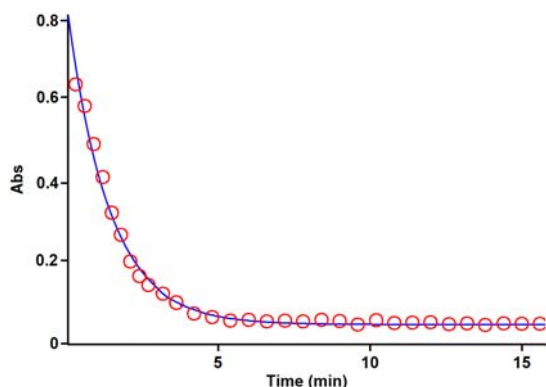
To determine reaction order with respect to triphenylphosphine 1 and dialkyl acetylenedicarboxylate 2 (2c), in the continuation of experiments, all kinetic studies were carried out in the presence of excess 3. Under this condition, the rate equation may therefore be expressed as:

$$\text{rate} = k_{\text{obs}} [1]^{\alpha} [2]^{\beta} \quad (1)$$

$$k_{\text{obs}} = k_2 [3]^{\gamma} \quad \text{or} \quad \ln k_{\text{obs}} = \ln k_2 + \gamma \ln [3] \quad (2)$$

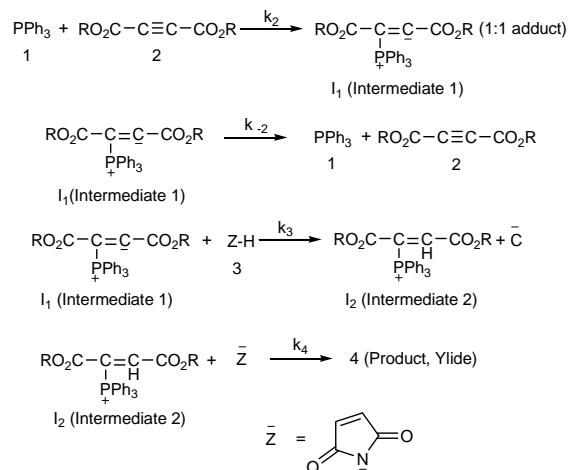
In this case ( $3 \times 10^{-2}$  M of 3 instead of  $3 \times 10^{-3}$  M) using the original experimental absorbance versus time data provides a second order fit curve (solid line) against time at 300 nm, which exactly fits the experimental curve. The value of rate constant was the same as that obtained from the previous experiment ( $3 \times 10^{-3}$  M). Repetition of the experiments with  $5 \times 10^{-2}$  M and  $7 \times 10^{-2}$  M of 3 gave, separately, the same fit curve and rate constant. In fact, the experimental data indicated that the observed pseudo second order rate constant ( $k_{\text{obs}}$ ) was equal to the second order rate constant ( $k_2$ ), this is possible when  $\gamma$  is zero in equation (1). It appears, therefore, that the reaction is zero and second order with respect to 3 (NH-acid) and the sum of 1 and 2 (2c) ( $\alpha + \beta = 2$ ), respectively.

To determine the reaction order with respect to triphenylphosphine 1, the continuation of the experiment was performed in the presence of excess 2 (2c) (rate =  $k'_{\text{obs}} [3]^{\gamma} [1]^{\alpha}$ ,  $k'_{\text{obs}} = k_2 [2]^{\beta}$  (2)). The original experimental absorbance versus time data provides a pseudo-first-order fit curve at 300 nm, which exactly fits the experimental curve (dotted line) as shown in Fig. 9.



**Fig. 9.** Pseudo first order fit curve (solid line) for the reaction between 1 and 3 in the presence of excess 2 (2c) ( $10^{-2}$  M) at 300 nm and 12.0°C in 1,4-dioxan

As a result, since  $\gamma = 0$  (as determined previously), it is reasonable to accept that the reaction is first order with respect to compound 1 ( $\alpha = 1$ ). Because the overall order of reaction is 2 ( $\alpha + \beta + \gamma = 2$ ), it is obvious that  $\beta = 1$  and the order of dialkyl acetylenedicarboxylate 2 (2c) must be equal to 1. This observation was also obtained for reactions between (1, 2b and 3) and (1, 2a and 3). Based on the above results, a simplified proposed reaction mechanism is shown in Fig. 10.



**Fig. 10.** Proposed mechanism for the reaction between 1, 2(2a, 2b or 2c) and 3 for generation of phosphorus ylides 4a-c

The experimental results indicate that the third step (rate constant  $k_3$ ) is possibly fast. In contrast, it may be assumed that the third step is the rate determining step for the proposed mechanism. In this case the rate law can be expressed as follows:

$$\text{rate} = k_3 [I_1][3] \quad (3)$$

The steady state assumption can be employed for  $[I_1]$  which is generated following equation,

$$[I_1] = \frac{k_2 [1][2]}{k_{-2} + k_3 [3]}$$

The value of  $[I_1]$  can be replaced in equation (3) to obtain this equation:

$$\text{rate} = \frac{k_2 k_3 [1][2][3]}{k_{-2} + k_3 [3]}$$

Since it was assumed that  $k_3$  is relevant to the rate determining step, it is reasonable to make the following assumption:  $k_{-2} \gg k_3 [3]$

So the rate of low becomes:

$$\text{rate} = \frac{k_2 k_3 [1][2][3]}{k_{-2}}$$

The final equation indicates that overall order of reaction is three which is not compatible with experimental overall order of reaction (=two). In addition, according to this equation, the order of reaction with respect to maleimide 3 is one, whereas it was actually shown to be equal to zero. For this reason, it appeared that the third step is fast. If we assume that the fourth step (rate constant  $k_4$ ) is the rate-determining step for the proposed mechanism, in this case, there are two ionic species to consider in the rate determining step, namely

phosphonium ion ( $I_2$ ) and maleimide ion ( $Z^-$ ). The phosphonium and maleimide ions, as we see in Figure 10, have full positive and negative charges and form very powerful ion-dipole bonds to the ethyl acetate, the high dielectric constant solvent. However, the transition state for the reaction between two ions carries a dispersed charge, which here is divided between the attacking maleimide and the phosphonium ions. Bonding of solvent (ethyl acetate) to this dispersed charge would be much weaker than to the concentrated charge of maleimide and phosphonium ions. The solvent thus stabilize the species ions more than it would the transition state, and therefore  $E_a$  would be higher, slowing down the reaction. However, in practice, ethyl acetate speeds up the reaction and for this reason, the fourth step, which is independent of the change in the solvent medium, could not be the rate determining step. Furthermore, the rate law of formation of the product (fourth step) for a proposed reaction mechanism with application of steady state assumption can be expressed by:  $rate = k_4 [I_2] [Z^-]$

By application of steady state for  $[I_2]$  and  $[Z^-]$ , and replacement of their values in the above equation, the following equation is obtained:

$$rate = \frac{k_2 k_3 [1][2][3]}{k_{-2} + k_3 [3]} \quad (4)$$

This equation is independent of rate constant for the fourth step ( $k_4$ ) and shows why the fourth step would not be affected by a change in the solvent medium. In addition, it has been suggested earlier that the kinetics of ionic species' phenomena (e.g. the fourth step) are very fast [38]. If the first step (rate constant  $k_2$ ) were the rate determining step, in this case, two reactants (triphenylphosphine 1 and dialkyl acetylenedicarboxylate 2), as we see in Figure 10, have no charge and could not form strong ion-dipole bonds to the high dielectric constant solvent, ethyl acetate. However, the transition state carries a dispersed charge which here is divided between the attacking 1 and 2 and, hence, bonding of solvent to this dispersed charge is much stronger than the reactants, which lack charge. The solvent thus stabilizes the transition state more than it does the reactants and, therefore,  $E_a$  is reduced which speeds up the reaction. Our experimental results show that the solvent with higher dielectric constant exerts a powerful effect on the rate of reaction (in fact, the first step has rate constant  $k_2$  in the proposed mechanism) but the opposite occurs with the solvent of lower dielectric constant, (see Table 1.). The results of the current work (effects of solvent and concentration of compounds) have provided useful evidence for steps 1 ( $k_2$ ), 3 ( $k_3$ ) and 4 ( $k_4$ ) of the reactions

between triphenylphosphine 1, dialkyl acetylenedicarboxylate 2 (2a, 2b or 2c) and maleimide 3. Two steps involving 3 and 4 are not determining, although the discussed effects, taken altogether, are compatible with the first step ( $k_2$ ) of the proposed mechanism and would allow it to be the rate-determining step. However, a good kinetic description of the experimental result using a mechanistic scheme based upon the steady state approximation is frequently taken as evidence of its validity. By application of this, the rate formation of product 4 from the reaction mechanism (Fig. 10) is given by:

$$\frac{d[4]}{dt} = \frac{d[ylide]}{dt} = rate = k_4 [I_2] [Z^-] \quad (5)$$

We can apply the steady-state approximation to  $[I_1]$  and  $[I_2]$ ,

$$\frac{d[I_1]}{dt} = k_2 [1][2] - k_{-2} [I_1] - k_3 [I_1][3]$$

$$\frac{d[I_2]}{dt} = k_3 [I_1][3] - k_4 [I_2] [Z^-]$$

To obtain a suitable expression for  $[I_2]$  to put into equation (5) we can assume that, after an initial brief period, the concentration of  $[I_1]$  and  $[I_2]$  achieve a steady state with their rates of formation and rates of disappearance just balanced. Therefore  $\frac{d[I_1]}{dt}$  and  $\frac{d[I_2]}{dt}$  are zero and we can obtain expressions for  $[I_2]$  and  $[I_1]$  as follows:

$$\frac{d[I_2]}{dt} = 0, [I_2] = \frac{k_3 [I_1][3]}{k_4 [Z^-]} \quad (6)$$

$$\frac{d[I_1]}{dt} = 0, [I_1] = \frac{k_2 [1][2]}{k_{-2} + k_3 [3]} \quad (7)$$

We can now replace  $[I_1]$  in the equation (6) to obtain this equation:

$$[I_2] = \frac{k_2 k_3 [1][2][3]}{k_4 [Z^-] [k_{-2} + k_3 [3]]}$$

The value of  $[I_2]$  can be put into equation (5) to obtain the rate equation (8) for the proposed

mechanism:  $rate = \frac{k_2 k_3 k_4 [1][2][3][Z^-]}{k_4 [Z^-] [k_{-2} + k_3 [3]]}$  or

$$rate = \frac{k_2 k_3 [1][2][3]}{[k_{-2} + k_3 [3]]} \quad (8)$$

Since experimental data indicated that steps 3 ( $k_3$ )

and 4 ( $k_4$ ) are fast but step 1 ( $k_2$ ) is slow, it is therefore reasonable to make the following assumption:

$$k_3 [3] \gg k_2$$

So the rate equation becomes:

$$\text{rate} = k_2 [1][2] \quad (9)$$

This equation, which was obtained from a mechanistic scheme (shown in Fig. 10), by applying the steady-state approximation is compatible with the results obtained by UV spectrophotometry. With respect to the equation (9) that is overall reaction rate, the activation parameters involving  $\Delta G^\ddagger$ ,  $\Delta S^\ddagger$  and  $\Delta H^\ddagger$  could now be calculated for the first step (rate determining step), as an elementary reaction, on the basis of Eyring equation. The results are reported in Table 2.

**Table 2.** The activation parameters involving  $\Delta G^\ddagger$ ,  $\Delta S^\ddagger$  and  $\Delta H^\ddagger$  for the reactions between (1, 2c and 3), (1, 2b and 3) and (1, 2a and 3) in 1, 4-dioxan

Reaction	$\Delta G^\ddagger$ (kJ.mol <sup>-1</sup> )	$\Delta H^\ddagger$ (kJ.mol <sup>-1</sup> )	$\Delta S^\ddagger$ (J.mol <sup>-1</sup> .K <sup>-1</sup> )
1, 2c and 3	71.63	23.77	-163.55
1, 2b and 3	66.71	16.07	-173.01
1, 2a and 3	66.19	12.92	-182.02

### 3.3. Further kinetic investigations

To confirm the above observations, further experiments were performed with diethyl acetylenedicarboxylate 2b and dimethyl acetylenedicarboxylate 2a, respectively, under the same conditions used in the previous experiments. The values of the second-order rate constant ( $k_2$ ) for the reactions between (1, 2b and 3) and (1, 2a and 3) are reported in Table 1 for all solvents and temperatures investigated. The original experimental absorbance curves (dotted line) accompanied by the second order fit curves (solid line), which exactly fit the experimental curves (dotted line) confirm the previous observations again for both reactions at 12.0°C and 300 nm. As can be seen from Table 1 the behavior of diethyl acetylenedicarboxylate 2b and dimethyl acetylenedicarboxylate 2a is the same as for the di-*tert*-butyl acetylenedicarboxylate 2c with respect to the reaction with triphenylphosphine 1 and maleimide 3. The rate of the former reactions was also accelerated in a higher dielectric constant environment and with higher temperatures, however, these rates under the same condition are approximately 5.3 to 10.6 times more than for the

reaction with di-*tert*-butyl acetylenedicarboxylate 2c (see Table 1). It seems that both inductive and steric factors for the bulky alkyl groups in 2c tend to reduce the overall reaction rate (see equation 9). In the case of dimethyl acetylenedicarboxylate 2a, the lower steric and inductive effects of the dimethyl groups exert a powerful effect on the rate of reaction.

## 4. Conclusion

Kinetic investigation of recent reactions was undertaken using UV spectrophotometry. The results can be summarized as follow: (1) the appropriate wavelengths and concentrations were determined to follow the reaction kinetics. (2) The overall reaction order followed second-order kinetics and the reaction orders with respect to triphenylphosphine, dialkyl acetylenedicarboxylate and maleimide were one, one and zero respectively. (3) The values of the second-order rate constants of all reactions were calculated successfully at all solvents and temperatures investigated (4). The rates of all reactions were accelerated at higher temperatures. Under the same conditions, the activation energy for the reaction with di-*tert*-butyl acetylenedicarboxylate 2c (26.2 kJ/mol) was higher than that for both reactions which were followed by the diethyl acetylenedicarboxylate 2b (18.5 kJ/mol) and dimethyl acetylenedicarboxylate 2a (15.3 kJ/mol) in 1,4-dioxan (5) The rates of all reactions were increased in solvents of higher dielectric constant and this can be related to differences in stabilization by the solvent of the reactants and the activated complex in the transition state. (6) Increased steric bulk in the alkyl groups of the dialkyl acetylenedicarboxylates, accompanied by the correspondingly greater inductive effect, reduced the overall reaction rate. (7) With respect to the experimental data, the first step of the proposed mechanism was recognized as a rate-determining step ( $k_2$ ), and this was confirmed based upon the steady-state approximation. (8) Also, the third step was identified as a fast step ( $k_3$ ). (9) The activation parameters involving  $\Delta G^\ddagger$ ,  $\Delta S^\ddagger$  and  $\Delta H^\ddagger$  were reported for three reactions.

## Acknowledgments

The authors sincerely thank the University of Sistan & Baluchestan for providing financial support of this work.

## References

- [1] Crayson, M. Griffith & E. J. (1972). *Topics in Phosphorus Chemistry*. Vol. 7, New York, Interscience.



- [2] Hudson, H. R. (1990). *Primary, Secondary and Tertiary Phosphines, Polyphosphines and Heterocyclic Organophosphorus Compounds, in the Chemistry of Organophosphorus Compounds*, (Hantley, F. R. Ed.). Vol. 1, New York, Wiley, pp. 386-472.
- [3] Engel, R. (1988). *Synthesis of Carbon-phosphorus Bonds*, CRC Press, Boca Rotan, FL.
- [4] Cadogan, J. I. G. *Organophosphorus Reagent in Organic Synthesis*, New York, Academic press.
- [5] Ramazani, A., Noshiranzadeh, N., Ghamkhari, A., Slepokura, K. & Lis, T. (2008). One-Pot Diastereoselective Synthesis of Densely Functionalized 2-HIndeno [2, 1-b] furans. Single-Crystal X-Ray Structure of Dimethyl 8, 8a-Dihydro-8-oxo-8a-(2, 2, 2-trichloroethoxy)-2H-indeno [2, 1-b] furan- 2, 3-dicarboxylate. *Helv. Chim. Acta.*, 91, 2252-2261.
- [6] Ramazani, A., Kazemizadeh, A. R., Ahmadi, E., Noshiranzadeh, N. & Souldozi, A. (2001). Synthesis and Reactions of Stabilized Phosphorus Ylides. *Curr. Organic. Chem.*, 12, 59-82.
- [7] Maryanoff, B. E. & Reitz, A. B. (1989). The Wittig olefination reaction and modifications involving phosphoryl-stabilized carbanions. Stereochemistry, mechanism, and selected synthetic aspects. *Chem. Rev.*, 89, 863-927.
- [8] Maghsoodlou, M. T., Hazeri, N., Habibi-Khorassani, S. M., Moeeni, Z., Marandi, Gh., Lashkari, M., Ghasemzadeh, M. & Bijanzadeh, H. R. (2007). Water-Acetone Media Enforced Chemoselective Synthesis of 2-Substituted Pyrrole Stable Phosphorus Ylides from Reaction Between Pyrrole and Acetylenic Esters in the Presence of Triphenylphosphine. *J. Chem. Res.*, 566-568.
- [9] Anary-Abbasinejad, M., Anaraki-Ardakani, H. & Hosseini-Mehdiabad, H. (2008). One-Pot Synthesis of Stable Phosphorus Ylides by Three-Component Reaction between Dimethyl Acetylenedicarboxylate, Semicarbazones, and Triphenylphosphine. *Phosphorus Sulfur and Silicon*, 8(183), 1440-1446.
- [10] Hassanabadi, A., Anary-Abbasinejad, M. & Dehghan, A. (2009). Three-Component Reaction of Triphenylphosphine, Dimethyl Acetylenedicarboxylate, and Aldehyde Benzoylhydrazones: An Efficient One-Pot Synthesis of Stable Phosphorus Ylides. *Synth. Commun.*, 39, 132-138.
- [11] Anaraki-Ardakani, H., Sadeghian, Sh., Rastegari, F., Hassanabadi, A. & Anary-Abbasinejad, M. (2008). Three-Component Reaction of Triphenylphosphine, Acetylenic Esters, and Arylsulfonyl Hydrazines: An Efficient One-pot Synthesis of Stable  $\beta$ -Nitrogen-Substituted Phosphorus Ylides. *Synth. Commun.* 38, 1990-1999.
- [12] Yavari, I., Adib, M., Jahani-Mogaddam, F. & Sayahi, M. H. (2002). A Simple Synthesis of Stable Heterocyclic Phosphorus Ylides Derived from NH-Acids. *Phosphorus Sulfur and Silicon*, 177, 545-553.
- [13] Kazemian, M. A., Nassiri, M., Ebrahimi, A., Maghsoodlou, M. T. & Habibi-Khorassani, S. M. (2008). A facile synthesis, dynamic  $^1\text{H}$  NMR, and theoretical study of novel stable heterocyclic phosphorus ylides containing a tetrazole ring. *Arkivoc*, (xvii), 173-183.
- [14] Fitjer, L. & Quabeck, U. (1985). The Wittig Reaction Using Potassium-tert-butoxide High Yield Methylenations of Sterically Hindered Ketones. *Synth. Commun.*, 15, 855-864.
- [15] Ramazani, A. & Souldozi, A. Dipotassium-Hydrogen-Phosphate-Powder-Catalyzed Stereoselective C-Vinylation of Diphenylacetone. *Phosphorus Sulfur Silicon*. 180, 2801-2804.
- [16] Yavari, I. & Adib, M. (2001). Efficient synthesis of 5,6,7-trisubstituted 1H-pyrrolizines, *Tetrahedron*, 57, 5873-5878.
- [17] Yavari, I. & Asghari, S. (1999). Stereoselective synthesis of highly functionalized cyclobutenes. A facile route to electron-deficient 1,3-dienes. *Tetrahedron*, 55, 11853-11858.
- [18] Islami, M. R. Hassani, Z., Sheibani, H., Abdollahzadeh B. & Etminan, N. (2003). Chemoselective synthesis of stable phosphorus ylides containing a  $\beta$ -amino group. *Tetrahedron*, 59, 4993-4996.
- [19] Maghsoodlou, M. T., Habibi-Khorassani, S. M., Rofouei, M. K., Adhamdoust, S. R. & Nassiri, M. (2006). Triphenylphosphite as a good reagent for the diastereoselective synthesis of phosphonate esters. *Arkivoc*, (xii), 145-151.
- [20] Maghsoodlou, M. T., Hazeri, N., Habibi-Khorassani, S. M., Saghatforoush, L., Rofouei, M. K. & Rezaie, M. (2006). Diastereoselective synthesis of phosphonate esters by reaction between triphenylphosphite and acetylenic esters in the presence of NH-acid compounds. *Arkivoc*, (xiii), 117-123.
- [21] Yavari, I., Islami, M. R. & Bijanzadeh, H. R. (1999). A facile synthesis of diastereoisomeric 1, 4-diionic organophosphorus compounds. *Tetrahedron*, 55, 5547-5554.
- [22] Yavari, I. & Maghsoodlou, M. T. (1998). A facile synthesis of stable 1, 4-diionic phosphorus compounds. *Tetrahedron Lett.*, 39, 4579-4580.
- [23] Kalantari, M., Islami, M. R., Hassani, Z. & Saidi, K. (2006). Synthesis of dimethyl-1-(trifluoromethyl)-3H-pyrrolizine-2, 3-dicarboxylate using phosphorus compounds. *Arkivoc*, (x), 55-62.
- [24] Islami, M. R., Mollazehi, F., Badiei, A. & Sheibani, H. (2005). Serendipitous synthesis of 1, 4-benzothiazin derivatives using 2-[(2-aminophenyl)disulfanyl] aniline. *Arkivoc*, (xv), 25-29.
- [25] Maghsoodlou, M. T., Hazeri, N., Habibi-Khorassani, S. M., Ghulame-Shahzadeh, A. & Nassiri, M. A. (2006). Simple Synthesis of Stable Phosphorus Ylides from Indole and Some of Its Derivatives. *Phosphorus Sulfur and Silicon*, 181, 913-919.
- [26] Habibi-Khorassani, S. M., Maghsoodlou, M. T., Ebrahimi, A., Zakarianejad, M. & Fattahi, M. (2007). Kinetics and Mechanism of the Reactions between Triphenylphosphine, Dialkyl Acetylenedicarboxylates and a NH-Acid, Pyrazole, by UV Spectrophotometry. *J. Solution Chem.*, 36, 1117-1127.
- [27] Sasaki, S. & Yoshifuji, M. (2001). Synthesis, Structure and Properties of Crowded Triarylphosphines. *Curr. Org. Chem.*, 11, 17-31.
- [28] Habibi-Khorassani, S. M., Maghsoodlou, M. T., Nassiri, M., Zakarianejad, M. & Fattahi, M. (2006). Synthesis of stable phosphorus ylides from 3, 5-dimethylpyrazole and kinetic investigation of the reactions by UV spectrophotometry. *Arkivoc*, (xvi),

- 168-184.
- [29] Yavari, I. & Alizadeh, A. A. (2003). A Simple Approach to the Synthesis of 1, 4-Bis (arylsulfonyl) tetrahydropyrazine-2, 5-diones. *Monatsh. Chem.*, *134*, 435-438.
- [30] Ramazani, A. & Bodaghi, A. (2000). One-pot, four-component synthesis of dialkyl [indane-1, 3-dione-2-ylidene] alkoxy succinates. *Tetrahedron Lett.*, *41*, 567-568.
- [31] Wang, Z. G., Zhang, G. T., Guzei, I. & Verkade, J. G. (2001). PhCH=P (MeNCH<sub>2</sub>CH<sub>2</sub>)<sub>3</sub>N: A Novel Ylide for Quantitative E Selectivity in the Wittig Reaction. *J. Org. Chem.*, *66*, 3521-3524.
- [32] Islami, M. R., Hassani, Z. & Saidi, K. (2003). An Efficient and Rapid One-Pot Synthesis of Highly Functionalized Stable Phosphorus Ylides Containing the Sulfur Atom. *Synth. Commun.*, *33*, 65-72.
- [33] Keglevich, G., Baan, Z. & Hermeicz, I. (2007). The Phosphorus Aspects of Green Chemistry: the Use of Quaternary Phosphonium Salts and 1, 3-Dialkylimidazolium Hexafluorophosphates in Organic Synthesis. *Curr. Org. Chem.*, *11*, 107-126.
- [34] Yavari, I. & Ahmadian-Rezlighi, L. (2006). Triphenylphosphine-Mediated Reaction Between Dimethyl Acetylenedicarboxylate and NH-Acids Derived from Diaminobenzenes. *Phosphorus Sulfur and Silicon*, *181*, 771-777.
- [35] Adib, M., Mostofi, M., Ghanbary, K. & Bijanzadeh, H. R. (2005). Vinyltriphenylphosphonium Salt-Mediated Efficient Synthesis of Iminophosphoranes Derived from 2-Aminothiazoles. *Synthesis*, *10*, 1663-1668.
- [36] Maghsoodlou, M. T., Heydari, R., Habibi-Khorassani, S. M., Hazeri, N., Lashkari, M., Rostamizadeh, M. & Sajadikhah, S. S. (2011). Triphenylarsine as an efficient catalyst in diastereospecific synthesis of n-vinyl heterocyclic compounds. *Synthetic Communications*, *41*, 569.
- [37] Schwartz, L. M. & Gelb, R. I. (1978). Alternative method of analyzing first-order kinetic data. *Anal. Chem.*, *50*, 1592-1594.
- [38] Okubo, T., Maeda, Y. & Kitano, H. (1989). Inclusion Processes of Ionic Detergents by Cyclodextrins as Studied by Conductance Stopped-Flow Method. *J. Phys. Chem.*, *93*, 3721-3723.